

## Mobile Wi-Fi router lend out service

### (1) Eligibility

Parents of pupils attending municipal Elementary and Junior High school in Kawaguchi City who have no wireless Internet network(※) at home.

※ Immobile routers for Internet connection such as Optical line(FLET'S Hikari, etc.), CATV(J:COM, etc.), and routers for wireless connection such as mobile Wi-Fi routers. (Use of personal Hot Spot (tethering) on smartphones and tablets are not included)

| Type of connection  | Type of contract   | Eligibility                        |
|---------------------|--|------------------------------------|
| Immobile router     | <ul style="list-style-type: none"> <li>• FLET'S Hikari (Optical line)</li> <li>• J:COM (CATV)</li> </ul> | × (Lend out service not available) |
| Mobile Wi-Fi router | <ul style="list-style-type: none"> <li>• UQWiMAX</li> <li>• Genkaitoppa Wi-Fi</li> </ul>                 | × (Lend out service not available) |
| Tethering           | Mobile carriers (docomo, au, SoftBank)<br>Low-cost SIM card (mineo, IIJmio, etc.)                        | ○ (Lend out service available)     |

※Cannot apply for this lend out service if you already have an Internet network at home.

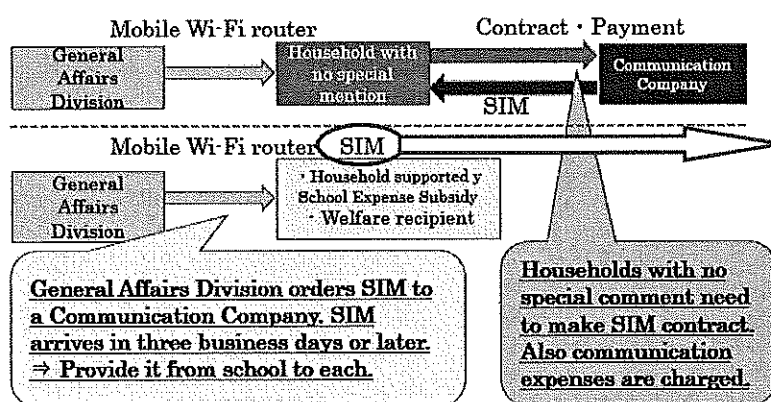
※As a rule, this service is available 1 router per family base.

※Do not use this service except for home studying.

### (2) Service Cost

Communication via mobile Wi-Fi router requires preparing of SIM card. Contract details and communication expenses vary in accordance with each family circumstance.

| Type of household                          | Items to be lent out          | Contract / Expenses |
|--|-------------------------------|---------------------|
| Average family                             | Mobile Wi-Fi router           | Need                |
| Family supported by School Expense Subsidy | Mobile Wi-Fi router, SIM card | No need             |
| Welfare recipient                          | Mobile Wi-Fi router, SIM card | No need             |



Lend out SIM card data usage limit is 20 GB. After hitting the data transmission limit, viewing of videos and browsing of websites on the Internet are practically stopped. The data usage limit recovers in the following month, however, we will not offer special arrangements (issuance of additional SIM, etc.) for this limitation. Please refer to "(4) Estimated monthly data usage" and be careful not to reach the data usage limit.

Please refer to the following “Standard Communication Expenses and Notes” before making contract with a communication company.

## Standard Communication Expenses and Notes

### ➤ Standard Communication Expenses (Example)

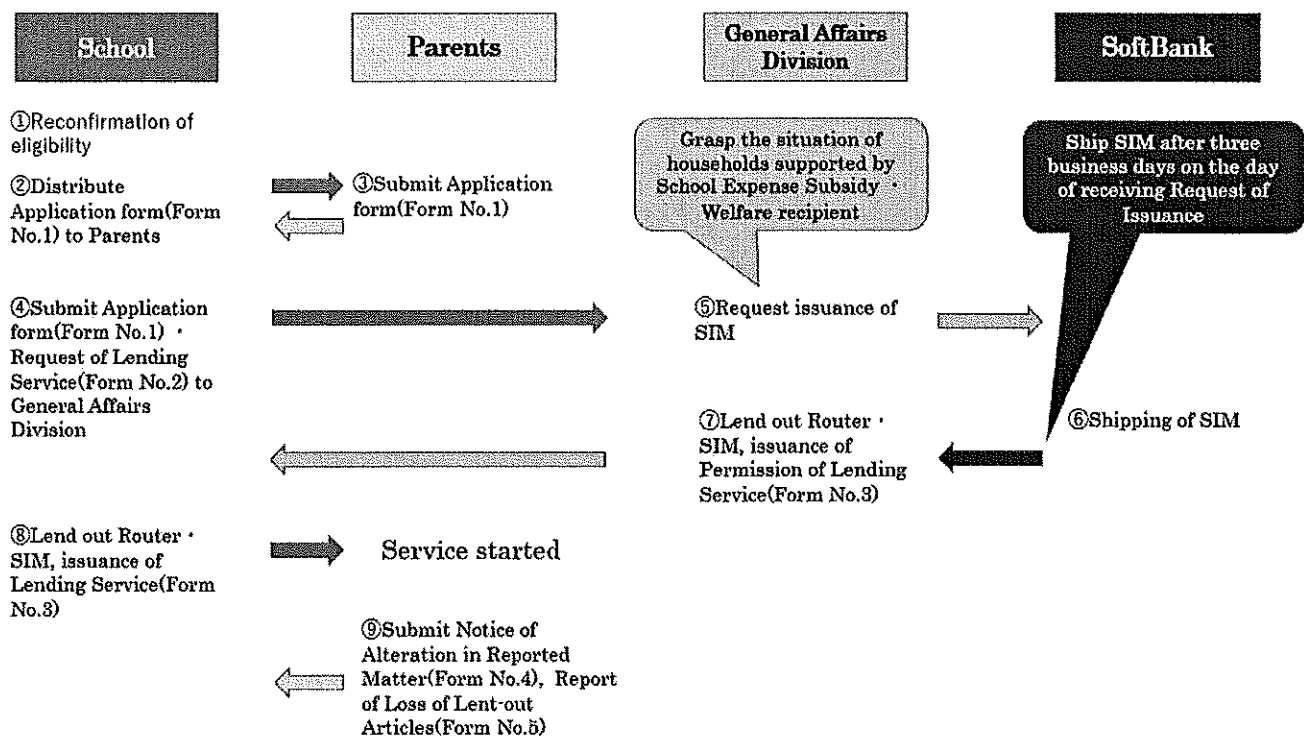
| Company's Name            | Name of Service     | Initial Cost                       | Monthly Fee  |
|---------------------------|---------------------|------------------------------------|--|
| K-OPTI.COM                | mineo               | ¥3,740                             | 20GB ¥1,925  |
| Internet Initiative Japan | IIJmio              | ¥3,733 (Type D)<br>¥3,746 (Type A) | 20GB ¥1,958  |
| Rakuten Mobile            | Rakuten UN-LIMIT VI | ¥0                                 | ~1GB ¥0<br>1GB~3GB ¥1,078<br>3GB~20GB ¥2,178<br>~20GB ¥3,278 |

### ➤ Notes

※Tax included

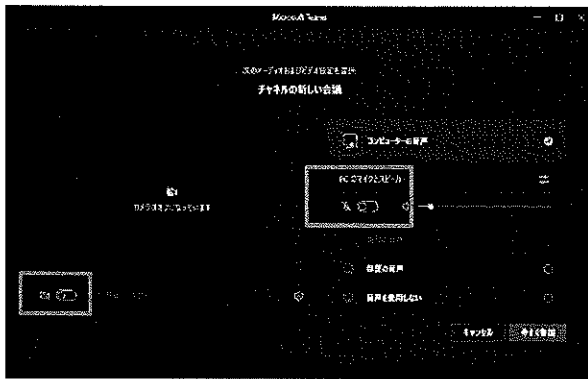
- Some companies charge initial fee at the time of making contract.
- In case of termination of the contract before expiration of the term fixed(minimum of two-year contract, etc.), some companies charge a penalty for breach of contract.
- You have to pay Monthly Fee even if you do not use the service.
- Depending on company, communication speed slows at certain time zones (commuting hours, lunch time, etc.).
- Online application and contraction for SIM takes 2-3 days before the delivery.

### (3) Procedures



### (4) Estimated data usage

Video meeting with video on via Teams app. consumes 1.3GB/hour. (Estimated hours per month to be able to participate in school lessons via Teams app.(with video on) with 20GB data traffic is about 15 hours.) Consumption of data traffic can be saved by turning the video off when taking school lessons via personal terminal. (Turning the microphone and speaker off will be more effective). Also, setting the image quality to below standard(below 480p) when viewing YouTube helps saving the data consumption. (Do not set it to high image quality with 720p.or above. It consumes more data)



Off「カメラ(video)」and「PCのマイクとスピーカー(Microphone and speaker on PC)」.

From「...」on the upper right⇒ Check whether「ビデオの着信をオフにする(Off the incoming videos)」is activated.



YouTube; from「設定(setting)」⇒「画質(image quality)」. Choose 480p or below when viewing movies. (Normally, image will be played with 480p). Viewing with 720p or more drastically consumes data traffic.

## (5) Items to be checked before returning

When returning mobile Wi-Fi router and SIM to General Affairs Division, check the following "Items to be checked before returning" and make sure all the items are packed.


### Items to be checked before returning

Battery pack micro USB cables



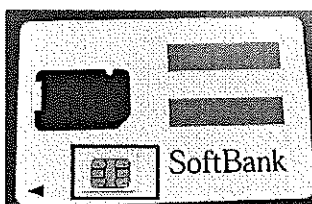
Main part AC Adapter

Sticker : If you purchased F9030W




Quick-Start instruction manual Warranty card

Outer frame of micro-SIM



micro-SIM



Case (Please return two inner compartments, too)

When you return Router and SIM, please check whether the following 4 items are included.

- ① Main part and peripheral accessories(Main part, AC Adapter, Battery pack(※1), micro USB cables)
  - ② Instruction manual, etc.(Quick-start instruction manual, Warranty card, Sticker if you purchased F9030W(※2))
  - ③ micro SIM(※1)(※3)・Outer frame of micro SIM
  - ④ Case(includes two inner compartments)
- ※1 No need to remove from the main part.  
 ※2 No need to return if you completely lost any of them.  
 ※3 This item is not provided to households with no special mention.

(6) Check the Terminal Identification Number and Data Traffic

“Terminal Identification Number”, which identifies each mobile Wi-Fi router, and “Data Traffic” which indicates how much data is used. Please refer to the following “How to check Terminal Identification Number and Data Traffic”.

How to check Terminal Identification Number and Data Traffic

Terminal Identification Number




Press the home button and scroll to 「無線LAN接続情報 (Wireless LAN Connection Information)」. The last 6 digits of 「ブライマリ SSID(Primary SSID)」 means the last 6 digits of Terminal Identification Number. Please make sure Terminal Identification Number on the main part and the case should always be exactly match.



“TMEI”, printed on the Terminal Information sticker attached on the right side of the case, is Terminal Identification Number.

Data Traffic



This indicates Data Traffic(monthly accumulation). When this figure exceeds 20 GB, viewing movies and browsing sites on the Internet are practically stopped due to Data Transmission Limit ※ We will not issue extra SIMs to lift this limitation. Please pay attention not to use too much data.

(7) Others

- Necessary settings of the router must be done by either of the parents. Any expenditure caused by the settings are borne by parents.
- In case of going for further schooling or changing schools within the city, you must return the lent out router to the Board of Education. (No need to return the router, etc., when simply moved up to the next grade of the same school).